

PERFECT PAIRINGS

caesarstone®

wattyl®

polytec



A simple Guide to Colour Pairings.
Curated By Experts.
Crafted For You.

WELCOME TO PERFECT PAIRINGS.

With Caesarstone®, you have the chance to design your dream but we understand making the right selections can sometimes feel a little overwhelming.

So, we've teamed up with the colour experts at Wattyl® and polytec to curate the perfect pairings for your choice of Caesarstone®.

Now you can make your design choices with complete confidence.

MEET THE BRANDS.




Caesarstone is Australia's premier brand and global leader of quartz surfaces. We don't follow trends in colour and design. We set them. Our design team produces unique designs that not only set the trend but stand the test of time.



Founded over 100 years ago, in 1915, Wattyl® is one of Australia's most loved brands, offering ultra-premium paint and coatings solutions for residential and commercial spaces.



polytec is an Australian decorative board and laminate brand. Forever the creative thinker, polytec invests in pioneering new product and range developments to equip cabinet makers, architects, designers and consumers alike with a palette that's contemporary, forward-looking and comprehensive.



Empira White™ 5151

MEET THE EXPERTS

Introducing the talented minds behind the Perfect Pairings – the industry’s very best design and colour experts from Caesarstone®, Wattyl® and polytec.

When design experts get together, you can see how they work in complete harmony with one another. This guide represents thinking from the industry’s very best minds.

Let’s meet the creators behind this remarkable work.



Meet **Mor Krisher**, Head of Product Design for Caesarstone®. Mor and his dedicated team devote themselves to the highly skilled craft of premium surface design with a unique hands-on approach that can be seen in Crafted For You.

Alongside the innovative design team, Caesarstone® works in collaboration with Lidewij Edelkoort, one of the world’s most respected Trend Forecasters. Li combines her expert intuition with analysis, detecting trends before relating them to a concept or colour. Li’s design insights translate into the perfect blend of colours, materials and finish.

These creative minds continually push the technical and creative boundaries of surface design ensuring we don’t follow trends, we set them. They capture not just the essence of today, but the promise of an inspirational future.



Meet **Sarah Stephenson**. Sarah Stephenson is the Senior Brand Communications Manager for Wattyl® and Sherwin-Williams Company. She is a highly regarded forecaster, educator and presenter in the world of colour and design.

Sarah brings an unrivalled level of creative and strategic expertise to the world of colour in design. She is noted for her insightful colour predictions and is often quoted in the country’s leading lifestyle and design publications.

A former teacher at the prestigious International School of Colour and Design, Sarah had a distinguished career in television production in London before channelling her extensive knowledge and qualifications in colour into her current marketing and communications role with Wattyl.



Introducing **Marylou Cafaro**. Marylou is a leading trend forecaster, interior designer and building industry authority with over 32 years’ experience consulting to Australian manufacturers, suppliers, builders and retailers.

Marylou specialises in colour and product design through the analysis and interpretation of key market trends and consumer preferences.

Marylou’s expertise in forecasting future directions reflects in her interior design projects enabling her to create dynamic retail, exhibition and residential interiors.

As an author and a founding director of trendjournal, Marylou is committed to making information about global and local trends accessible and relevant to Australians.



COLOUR SCHEMES

Whites



Beiges / Browns



Grays



Blacks



DETAILED PAIRINGS

Empira White



Calacatta Nuvo



Primordia



White Attica



Frosty Carrina



Georgian Bluffs



Turbine Grey




Airy Concrete



Cloudburst Concrete




Vanilla Noir



Empira Black



Black Tempal





















Piatto Black






WHITES

Timeless whites instil elegance and style, from the purest, most intense white to ivory, silver, ecru and chalk. While veining can vary from significant and detailed to none at all. The choices for whites are virtually limitless, but the sleek, elegant result is always the same.

| | | | | |
|---|---|---|---|---|
|  |  |  |  |  |
| Empira White™ | Calacatta Nuvo™ | Statuario Maximus™ | Frosty Carrina™ | White Attica™ |
|  |  |  |  |  |
| Alpine Mist™ | Cosmopolitan White™ | Fresh Concrete™ | Frozen Terra™ | Pure White™ |
|  |  |  |  |  |
| Organic White™ | Intense White™ | White Shimmer™ | Snow™ | Ice Snow™ |
|  |  |  | | |
| Ocean Foam™ | Osprey™ | Nougat™ | | |


WHITES - colour schemes




wattyl
Calcium




caesarstone
Empira White™ 5151




polytec
Ultra White Venette




wattyl
First Snow



caesarstone
Frosty Carrina™ 5141



polytec
Blossom White Matt




wattyl
Astor White



caesarstone
Calacatta Nuvo™ 5131




polytec
Silk Legato




wattyl
Almond Sugar



caesarstone
White Attica™ 5143




polytec
White Mist Matt




wattyl
Floral White



caesarstone
Statuario Maximus™ 5031




polytec
Blossom White Venette



wattyl
Tempest




caesarstone
Alpine Mist™ 5110



polytec
White Mist Matt

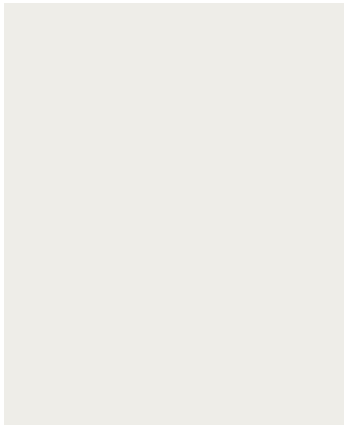
WHITES - colour schemes




wattyl
Comet Dust




caesarstone
Cosmopolitan White™ 5130




polytec
Blossom White Matt




wattyl
Watty White



caesarstone
Pure White™ 1141




polytec
Blossom White Venette




wattyl
Silkmoth



caesarstone
Fresh Concrete™ 4001



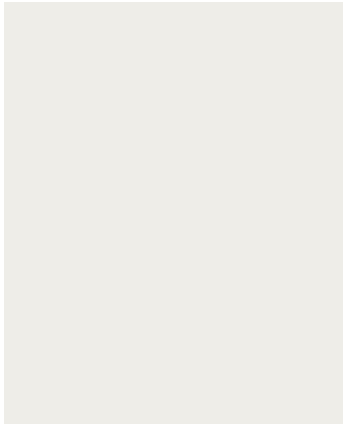
polytec
Amaro Matt




wattyl
Astor White



caesarstone
Organic White™ 4600



polytec
Blossom White Matt




wattyl
Tranquil White



caesarstone
Frozen Terra™ 4601




polytec
Coastal Oak Woodmatt



wattyl
Calcium




caesarstone
Intense White™ 6011



polytec
Classic White Matt


WHITES - colour schemes




wattyl
Purest White



caesarstone
White Shimmer™ 3142




polytec
Amaro Matt



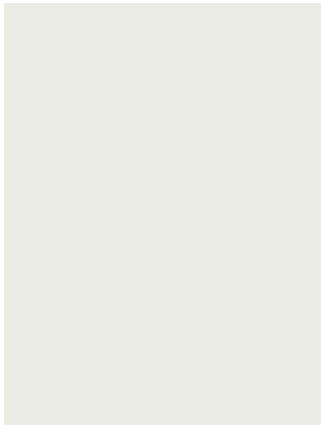
wattyl
Moody White



caesarstone
Ocean Foam™ 6141




polytec
White Mist Matt




wattyl
Moody White



caesarstone
Snow™ 2141




polytec
Blossom White Matt




wattyl
Cotton Grey



caesarstone
Osprey™ 3141



polytec
Porcelain Matt




wattyl
Stalactite



caesarstone
Ice Snow™ 9141



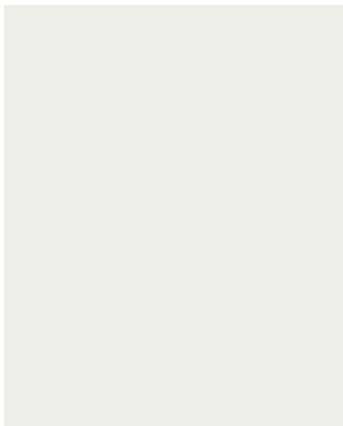
polytec
Silk Legato



wattyl
Stalactite



caesarstone
Nougat™ 6600



polytec
Blossom White Matt



BEIGES / BROWNS

A curated balance of neutral, organic hues from warm oatmeal and sand to raw linen and earthy browns. The natural finishes and textures imbue a space with warmth and character, making a subtle statement while melding perfectly with other materials such as timber and stone.




Excava™



Primordia™



Topus Concrete™



Shitake™



Wild Rice™



Linen™




Nordic Loft™



Buttermilk™

BEIGES / BROWNS - colour schemes



wattyl®

Cumulus



caesarstone®

Excava™ 4046



polytec

Notaio Walnut Woodmatt




wattyl®

Kitty Grey



caesarstone®

Shitake™ 4230



polytec

Malt Matt




wattyl®

Alabaster




caesarstone®

Primordia™ 4043




polytec

Oyster Grey Matt



wattyl®

Powder White




caesarstone®

Wild Rice™ 4360



polytec

Sepia Oak Ravine



wattyl®

Smoke Pearl




caesarstone®

Topus Concrete™ 4023



polytec

Stone Grey Matt




wattyl®

Magnesium



caesarstone®


Linen™ 2230



polytec

Amaro Matt


BEIGES / BROWNS - colour schemes




wattyl
Powder White



 **caesarstone**
Nordic Loft™ 6041




polytec
Amaro Matt



wattyl
Almond Sugar



 **caesarstone**
Buttermilk™ 4220



polytec
Parchment Matt




GREYS


Greys, in all their iterations, are timeless in their ability to instil a calm sense of style. From cool greys with the brutalist patina of rugged concrete to the quietest of pale, silvery shades and heavily patinated charcoals. Greys have an enduring ability to reinvent a space and transform a style.



Rugged Concrete™



Airy Concrete™



Cloudburst Concrete™



Noble Grey™



Bianco Drift™



London Grey™



Georgian Bluffs™



Turbine Grey™



Symphony Grey™




Sleek Concrete™



Raw Concrete™




Clamshell™



Urban™




Oyster™



Atlantic Salt™

GREYS - colour schemes




wattyl
Soft Apparition



caesarstone
Rugged Concrete™ 4033




polytec
Empire Oak Woodmatt




wattyl
Spirit Grey



caesarstone
Noble Grey™ 5211



polytec
Oyster Grey Matt




wattyl
Siren's Call



caesarstone
Airy Concrete™ 4044




polytec
Serene Legato




wattyl
Floral White




caesarstone
Bianco Drift™ 6131




polytec
Silk Legato



wattyl
Dhimba



caesarstone
Cloudburst Concrete™ 4011




polytec
Blossom White Matt



wattyl
Dewkist




caesarstone
London Grey™ 5000




polytec
Silk Legato

GREYS - colour schemes



wattyl
Winter Mushroom



caesarstone
Georgian Bluffs™ 6134



polytec
Bespoke Legato




wattyl
Dewkist



caesarstone
Sleek Concrete™ 4003



polytec
Canterbury Grey Venette




wattyl
Alabaster



caesarstone
Turbine Grey™ 6313




polytec
Empire Oak Woodmatt



wattyl
Winter Mushroom



caesarstone
Raw Concrete™ 6131



polytec
Stone Grey Matt




wattyl
Southwards



caesarstone
Symphony Grey™ 5133




polytec
Strata Grey Matt



wattyl
Magnesium




caesarstone
Clamshell™ 4130




polytec
Amaro Matt

GREYS - colour schemes




wattyl
Dewkist



 **caesarstone**
Urban™ 2040




polytec
Stone Grey Matt




wattyl
Colorbond® Dune® 50%



 **caesarstone**
Oyster™ 4030



polytec
Serene Legato



wattyl
Magnesium



 **caesarstone**
Atlantic Salt™ 6270




polytec
Strata Grey Matt



BLACKS


Blacks create endless design opportunities with a rich, intense and versatile character. Textured or polished you can combine these colours with black cabinetry and flooring for an achromatic scheme or introduce contrast with white or grey cabinetry and flooring. Either way, the stone is always the hero, creating a visual focal point that demands attention.




Empira Black™



Vanilla Noir™



Black Tempal™



Piatto Black™



Jet Black™




Piatra Grey™




Raven™


BLACKS - colour schemes




wattyl
Calcium or Top Hat



caesarstone
Empira Black™ 5101



polytec
Blossom White or
Tempest Woodgrain




wattyl
The New Black



caesarstone
Piatto Black™ 3101



polytec
Black Venette or
Estella Oak Woodmatt



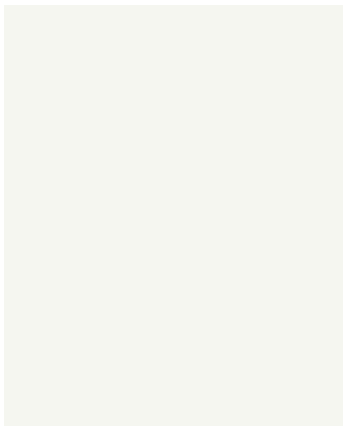
wattyl
Lushious White




caesarstone
Vanilla Noir™ 5100



polytec
Black Wenge Ravine




wattyl
Wattyl White



caesarstone
Jet Black™ 3100



polytec
Black Createc Gloss




wattyl
Comet Dust or
Fossil Creek



caesarstone
Black Tempal™ 5810



polytec
Natural Oak Ravine or
Black Venette




wattyl
Southwards




caesarstone
Piatra Grey™ 5003




polytec
Char Oak Ravine



wattyl
Earth Child



 **caesarstone**
Raven™ 4120




polytec
Cavia Lini Matt

Empira White™ 5151

Taking a decade to perfect, Empira White, Caesarstone’s latest interpretation of authentic Calacatta marble, features the purest of white bases overlayed with distinctive dark veining. The result is an intense study of timeless elegance, with this freshest of whites particularly suited to south-facing spaces that may lack in natural light.

Such a pristine white surface is remarkably versatile, working well with other sleek, white materials and stainless steel. Empira White partners perfectly with raw, natural finishes such as timber and rattan, stone, linen and lush green foliage.

EXPERT CURATIONS



watty
Calcium



caesarstone
Empira White™ 5151



polytec
Classic White Matt



-
- | | |
|----------------|---|
| KITCHEN STYLE: | Ultra modern, sleek, contemporary. Smaller galley kitchen studio apartment |
| BENCHTOP: | Caesarstone Empira White™ |
| PAINT: | Watty Calcium White harmonises perfectly with Empira White creating a super, fresh look |
| CABINETRY: | Polytec Classic White Matt Chifley Door |
| FLOORING: | Oak floorboards, polished concrete |
| TAPWARE: | Matte white tapware from Sussex |
-


Calacatta Nuvo™ 5131

A beautiful and faithful interpretation of natural Calacatta marble, Caesarstone’s Calacatta Nuvo features an elegant white base beneath a cascade of grey veins, creating a sense of movement and texture. This design exudes luxury and bespoke style – it will be the hero of any space while accommodating a plethora of styles and materials.

For a classic open-plan kitchen pair Calacatta Nuvo with soft grey cabinetry, white subway tiles and polished chrome handles. Choose gunmetal or dark charcoal flooring to pick up on the grey veining.

Or bring a little drama to your design by installing a white-based terrazzo floor – with chips to match the rich, grey-brown hue of Wattyl’s Kanga interior paint. Choose brushed nickel or gunmetal tapware and cabinet hardware as a complement to the terrazzo floor.


EXPERT CURATIONS



wattyl
Kanga



caesarstone
Calacatta Nuvo™ 5131



polytec
Oyster Grey Matt



| | |
|----------------|--|
| KITCHEN STYLE: | Classic, open plan or ultra-modern high tech |
| BENCHTOP: | Caesarstone Calacatta Nuvo™ |
| PAINT: | Wattyl Kanga, a rich, grey-brown neutral, teams like a dream with Caesarstone Calacatta Nuvo, creating an elegant finish |
| CABINETRY: | Polytec Ascot door in Oyster Grey Matt |
| FLOORING: | White-based terrazzo or charcoal/gunmetal timber or tile |

White Attica™ 5143

Inspired by New York marble, Caesarstone White Attica is the darling of benchtop designs. Its luxurious blue-black veining that flows across a brilliant white base is an inspiring choice – it will work with virtually anything.

Team it with crisp white cabinetry and accessories, blond timber flooring and brass fittings for a modern take on the classic Hamptons style kitchen.

Introduce ocean blues or even navy – in the form of cabinetry, soft furnishings and fabrics - to create a moody coastal style space. Add decorative elements in driftwood or bleached canvas to complete the look.


EXPERT CURATIONS



wattyl
Almond Sugar



caesarstone
White Attica™ 5143



polytec
Ultra White Matt




| | |
|----------------|---|
| KITCHEN STYLE: | Hamptons or coastal/beach style |
| BENCHTOP: | Caesarstone White Attica™ |
| PAINT: | Wattyl Almond Sugar, with its soft, fresh hue and warm undertone, is a perfect match for White Attica |
| CABINETRY: | Polytec Hampton in Ultra White Matt |
| FLOORING: | Tongue and Groove timber – blonde or mid tones |
| FEATURES: | Sussex Brushed Brass tapware |

Frosty Carrina™ 5141


Crisp, clean, welcoming and highly functional – all are attributes of Caesarstone’s Frosty Carrina, a beautiful reinterpretation of classic marble featuring a soft, ivory white base overlaid with delicate, powdery grey veins.

Frosty Carrina is your entry to a variety of interior schemes, from modern contemporary to semi-industrial chic. The look is one of elegance and sleek functionality. In many ways it is the perfect neutral, working equally well with rustic, organic materials such as raw timber, ceramics and stone as more industrial materials such as steel, concrete, glass and metallic finishes such as copper, brushed nickel and oil-rubbed bronze.

EXPERT CURATIONS



wattyl
First Snow



caesarstone
Frosty Carrina™ 5141



polytec
Angora Oak Woodmatt



| | |
|----------------|--|
| KITCHEN STYLE: | Inner city warehouse; semi-industrial; sleek and hi-tech |
| BENCHTOP: | Caesarstone Frosty Carrina™ |
| PAINT: | Wattyl First Snow, a delicate white that looks fresh and elegant when paired with Caesarstone Frosty Carrina |
| CABINETRY: | Polytec Angora Oak Woodmatt |
| FLOORING: | Deep charcoal in polished concrete, timber floorboards or porcelain tile |
| FEATURES: | Copper, brushed nickel in tapware from Sussex |


Georgian Bluffs™ 6134

Near-whites and neutrals form one of the most enduring colour palettes of the modern Australian home, loved for their versatility and ability to meld with natural finishes such as timber, stone, rattan and leather as well as metallics, ceramics and glass.

Georgian Bluffs, a pale grey marble-inspired design with streams of subtle white and grey veins cleverly straddles the divide between industrial and organic.

Pick up on the warm greys of the base and the veins of this surface to steer the space towards the bold lines of an industrial theme – introduce concrete elements, charcoal accessories and burnished metal tapware. A black chandelier can add an unexpected shot of glamour.

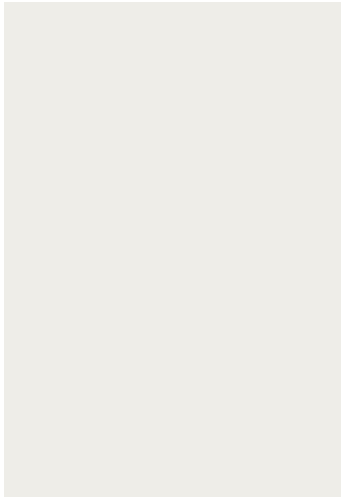
EXPERT CURATIONS



wattyl
Winter Mushroom



caesarstone
Georgian Bluffs™ 6134



polytec
Blossom White Matt



| | |
|----------------|---|
| KITCHEN STYLE: | Semi-industrial or timeless classic |
| BENCHTOP: | Caesarstone Georgian Bluffs™ |
| PAINT: | Wattyl Winter Mushroom I.D Advanced ultra low VOC, a soft, quiet grey with a hint of warmth |
| CABINETRY: | Polytec Blossom White Matt |
| FLOORING: | Dark timber floors |
| FEATURES: | Chrome tapware from Sussex |

Turbine Grey™ 6313

Inspired by luxurious, bold granite, Turbine Grey is both versatile and contemporary. Its swirling patina of grey and white veining creates an eye-catching sense of movement and texture.

Turbine Grey’s majestic surface sings when paired with sleek stainless steel appliances. The perfect accompaniment to robust materials like concrete, iron, deeply stained parquet flooring and matt black tapware and cabinet hardware. Elevate your design further with strategically placed LED lighting and sculptural decorative elements.


EXPERT CURATIONS



wattyl®
Alabaster



caesarstone®
Turbine Grey™ 6313



polytec
Cinder Matt




| | |
|----------------|--|
| KITCHEN STYLE: | Semi-industrial, inner city warehouse apartment, Sleek, modern |
| BENCHTOP: | Caesarstone Turbine Grey™ |
| PAINT: | Wattyl Alabaster has a warm, grey undertone that works seamlessly with the swirls of grey within the organic pattern of Turbine Grey. Modern and easy on the eye |
| CABINETRY: | Polytec Cinder Matt |
| FLOORING: | Parquet or timber plank in rich, deep charcoal or black tones |
| FEATURES: | Sussex Matt black tapware and cabinetry |

Airy Concrete™ 4044

Airy Concrete, a favourite with architects and designers, achieves a magical mix of soft greys with a darker grey patina, along with the rough texture of concrete.

This beautiful surface can adapt to a variety of architectural styles sitting comfortably next to timber, steel, ceramics and metallic finishes such as brushed nickel, aged bronze and gunmetal.

EXPERT CURATIONS



wattyl
Siren's Call



caesarstone
Airy Concrete™ 4044



polytec
Casentino Beech Woodmatt




| | |
|----------------|--|
| KITCHEN STYLE: | Semi-industrial/warehouse kitchen or studio apartment |
| BENCHTOP: | Caesarstone Airy Concrete™ |
| PAINT: | Wattyl Siren's Call, a light, smoky grey that is timeless in its appeal. Ideal for use in a contemporary, achromatic scheme |
| CABINETRY: | Polytec Casentino Beech Woodmatt |
| FLOORING: | Dark timber floors |
| FEATURES: | Sussex brushed silver tapware |

Cloudburst Concrete™ 4011

Concrete, once the domain of brutalist exterior architecture, has transitioned into a favourite finish for interiors. Loved for its textural patina and palette of soft greys it introduces an element of modernity and a visual focal point in an interior.

Cloudburst Concrete is one of Caesarstone’s most charismatic concrete surfaces, featuring a tonal white-on-white patina that is almost cloud-like in its formation. Its rough, matte surface contributes a modern industrial style that partners perfectly with a variety of colour palettes and materials – from timber and stone to stainless steel and wicker.

EXPERT CURATIONS



wattyl
Dhimba



caesarstone®
Cloudburst Concrete™ 4011



polytec
Coastal Oak Woodmatt



-
- | | |
|----------------|--|
| KITCHEN STYLE: | Scandi or raw contemporary |
| BENCHTOP: | Caesarstone Cloudburst Concrete™ |
| PAINT: | Wattyl Dhimba, the ultimate all-rounder. A contemporary grey with a slightly warm under tone, it works perfectly with the soft, industrial look of Caesarstone’s Cloudburst Concrete |
| CABINETRY: | Polytec Coastal Oak Woodmatt |
| FLOORING: | Oak floorboards, polished concrete |
| FEATURES: | Brushed copper tapware from Sussex |
-

Primordia™ 4043

Primordia is a modern take on rough-poured, weathered concrete. The light grey base features soft mineral markings in off-whites and greys combined with veins of deeper grey and brown that reflect the oxidised rusts found in the natural environment. Traces of faint yellow and washed greens add to the textural quality and create a sense of movement within the quartz surface.

Create a very modern take on the farmhouse kitchen by teaming Primordia with raw timber decorative elements and flagstone floor or embrace the pared-back Scandi approach to kitchen design by introducing simple lines in cabinetry and a neutral, polished concrete or timber floor.

EXPERT CURATIONS



wattyl
Silk Noil



caesarstone
Primordia™ 4043



polytec
Empire Oak Woodmatt



| | |
|----------------|---|
| KITCHEN STYLE: | Modern farmhouse or pared-back Scandi |
| BENCHTOP: | Caesarstone Primordia™ |
| PAINT: | Wattyl Silk Noil, a contemporary sandy neutral with a hint of grey in its undertone |
| CABINETRY: | Polytec Empire Oak Woodmatt |
| FLOORING: | Neutral timber plank |
| FEATURES: | Sussex Brushed Nickel tapware |

Vanilla Noir™ 5100

Bold beige and vanilla veining overlay the polished, ebony base of Caesarstone Vanilla Noir, creating an intense sense of drama and mood. Vanilla Noir is perfect for an entertainer’s kitchen - with a large-scale island bench taking centre stage for your delicious food, friends to gather and convivial interactions.

The surface of Vanilla Noir commands attention. Ideal for larger spaces where the island bench is an architectural statement, and sleek black appliances and luxury materials play starring roles.

EXPERT CURATIONS



wattyl
Grey Ember



caesarstone
Vanilla Noir™ 5100



polytec
Florentine Walnut
Woodmatt




| | |
|----------------|---|
| KITCHEN STYLE: | Luxury, large-scale kitchens – ideally with hero island bench – and featuring high tech appliances in black |
| BENCHTOP: | Caesarstone Vanilla Noir™ |
| PAINT: | Wattyl Grey Ember, a deep charcoal that, when teamed with Vanilla Noir, creates a supremely confident look |
| CABINETRY: | Polytec Florentine Walnut Woodmatt |
| FLOORING: | Deep timber, warm concrete or large scale tiles |
| FEATURES: | Bronze, brass or brushed copper tapware and cabinet hardware |

Empira Black™ 5101

With all the mystery of any dark stone, Empira Black™ has a dark base composed of rich, deep black beautified by fine white natural veins. Emotional and full of depth, Caesarstone's Polished Finish heightens its elegant feel without overwhelming its innate essence.

EXPERT CURATIONS 1



wattyl
Calcium



caesarstone
Empira Black™ 5101



polytec
Tempest Woodgrain



| | |
|----------------|---------------------------|
| KITCHEN STYLE: | Contemporary |
| BENCHTOP: | Caesarstone Empira Black™ |
| PAINT: | Wattyl Calcium |
| CABINETRY: | Polytec Tempest Woodgrain |
| FLOORING: | Dark timber floors |
| FEATURES: | Matt gold tapwear |

Empira Black™ 5101

Inspired by the authentic characteristics of natural forms, Empira Black™ endows the space with the sophistication of real marble. Empira Black™ transforms any room into a luxury experience.

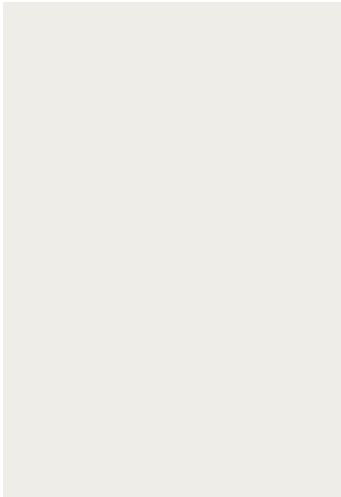
EXPERT CURATIONS 2



wattyl
Top Hat



caesarstone
Empira Black™ 5101



polytec
Blossom White Matt




| | |
|----------------|----------------------------|
| KITCHEN STYLE: | Contemporary |
| BENCHTOP: | Caesarstone Empira Black™ |
| PAINT: | Wattyl Top Hat |
| CABINETRY: | Polytec Blossom White Matt |
| FLOORING: | Light timber floors |
| FEATURES: | Matt silver tapwear |

Empira Black™ 5101

A shift towards incorporating dark materials has influenced contemporary design and decorating in the most stylish settings. Black marble inspired designs have the power to express opulence and drama, yet remarkably this timeless classic can also suggest the modest beauty of nature through the organic veining that discreetly traces its complex body.

EXPERT CURATIONS 3



wattyl
Powder White



caesarstone
Empira Black™ 5101



polytec
Notaio Walnut Woodmatt




| | |
|----------------|--------------------------------|
| KITCHEN STYLE: | Contemporary |
| BENCHTOP: | Caesarstone Empira Black™ |
| PAINT: | Wattyl Powder White |
| CABINETRY: | Polytec Notaio Walnut Woodmatt |
| FLOORING: | Brown timber floors |
| FEATURES: | Matt gold tapwear |

Empira Black™ 5101

Whether as a contrasting island silhouette or used all-over for an utterly stunning look, this memorable surface combines well with other high-end finishes, such as classic hardware, black lacquered cabinets or dark woods like walnut. This creative interpretation of natural stone brings sophisticated, timeless classic qualities to any interior


EXPERT CURATIONS 4



wattyl
Powder White



caesarstone
Empira Black™ 5101



polytec
Marina Grey Matt




| | |
|----------------|---------------------------|
| KITCHEN STYLE: | Contemporary |
| BENCHTOP: | Caesarstone Empira Black™ |
| PAINT: | Wattyl Powder White |
| CABINETRY: | Polytec Marina Grey Matt |
| FLOORING: | Light grey timber floors |
| FEATURES: | Matt silver tapwear |

Black Tempal™ 5810

Black Tempal™ has soft mineral deposits that give rise to a delicate, light veil of warm whites across the slab, in contrast to the sturdy black charcoal base. Its textured, complex industrial composition reflects a captivating interpretation of industrial travertine, as its finish enhances the colour's depth while capturing warm granular highlights consumers can caress.


EXPERT CURATIONS 1



wattyl
Flurry



caesarstone®
Black Tempal™ 5810



polytec
Avion Grey Matt




| | |
|----------------|----------------------------|
| KITCHEN STYLE: | Urban |
| BENCHTOP: | Caesarstone Black Tempal™ |
| PAINT: | Wattyl Flurry |
| CABINETRY: | Polytec Avion Grey Matt |
| FLOORING: | Medium brown timber floors |
| FEATURES: | Matt silver tapwear |

Black Tempal™ 5810

Trends in residential interiors have set a darker tone layered with emotion. Black and dark materials have recently been introduced to the most stylish urban kitchens and bathrooms in the form of stones like slate and travertine – tactile materials that possess an almost industrial presence.


EXPERT CURATIONS 2



wattyl
Comet Dust



caesarstone
Black Tempal™ 5810



polytec
Black Venette




| | |
|----------------|---------------------------|
| KITCHEN STYLE: | Urban |
| BENCHTOP: | Caesarstone Black Tempal™ |
| PAINT: | Wattyl Comet Dust |
| CABINETRY: | Polytec Black Venette |
| FLOORING: | Concrete tiles |
| FEATURES: | Matt silver tapwear |

Black Tempal™ 5810

Black Tempal, in the new Natural finish, offers a more nuanced take on the dark colour palette.

A perfect canvas for a variety of decorative elements from tinted tiles and brushed steel hardware to slate, raw concrete and handmade ceramics.

EXPERT CURATIONS 3



wattyl
Comet Dust



caesarstone
Black Tempal™ 5810



polytec
Natural Oak Ravine



| | |
|----------------|----------------------------|
| KITCHEN STYLE: | Urban |
| BENCHTOP: | Caesarstone Black Tempal™ |
| PAINT: | Wattyl Comet Dust |
| CABINETRY: | Polytec Natural Oak Ravine |
| FLOORING: | Concrete |
| FEATURES: | Matt silver tapwear |

Piatto Black™ 3101

Piatto Black™ is the ultimate dark. Its fine granular appearance is complemented by a textured finish; enhancing a deeper, more intense black.

EXPERT CURATIONS 1



wattyl
The New Black



caesarstone
Piatto Black™ 3101



polytec
Estella Oak Woodmatt



-
- KITCHEN STYLE:
- BENCHTOP: Caesarstone Piatto Black™
- PAINT: Wattyl The New Black
- CABINETRY: Polytec Estella Oak Woodmatt
- FLOORING: Concrete
- FEATURES: Matt silver tapwear
-


Piatto Black™ 3101

A recent shift towards darker rooms has rekindled designers’ interest in surfaces such as black granites, marbles and slate. This trend has its origins in recent daring design, bringing a stylish presence to interiors – especially in residential and commercial spaces where the effect becomes even more dramatic. Bold shapes revive both modernism and minimalism; however the new approach is to introduce natural material combinations that evoke a sense of warmth.


EXPERT CURATIONS 2



wattyl
The New Black



caesarstone
Piatto Black™ 3101



polytec
Black Venette




| | |
|----------------|---------------------------|
| KITCHEN STYLE: | Contemporary |
| BENCHTOP: | Caesarstone Piatto Black™ |
| PAINT: | Wattyl The New Black |
| CABINETRY: | Polytec Black Venette |
| FLOORING: | Concrete |
| FEATURES: | Matt silver tapwear |

Piatto Black™ 3101


Piatto Black™ is designed with versatility in mind: from graphic islands to splashbacks for a grander statement. As a benchtop it is used freely in both kitchens and bathrooms, beautifully accompanying monochrome cabinetry and tiles.

Contemporary accents in the new dark kitchen include brass chrome and brushed copper finishes while larger co-ordinating surfaces include marble, medium to dark woodgrains and industrial concrete floors. In hospitality, Piatto Black™ combines with oxidised alloys and other blackened finishes to create a new atmosphere in bars, lobbies and restaurants.

EXPERT CURATIONS 3



wattyl
Cape Horn



caesarstone®
Piatto Black™ 3101



polytec
Soft Walnut Ravine



| | |
|----------------|----------------------------|
| KITCHEN STYLE: | contemporary |
| BENCHTOP: | Caesarstone Piatto Black™ |
| PAINT: | Wattyl Cape Horn |
| CABINETRY: | Polytec Soft Walnut Ravine |
| FLOORING: | Light grey tiles |
| FEATURES: | Matt silver tapwear |

PERFECT PAIRINGS

 caesarstone® **wattyl®** polytec



Discover more:
caesarstone.com.au/perfect-pairings