

Quartz Collection 2021



 caesarstone®

5171 Arabetto™

www.caesarstone.com.au

The Caesarstone® Difference

Your Renovation Partner.

We make a complex process easy with support, inspiration and a human touch. We help you with all the details so you can bring your vision to life. Start your journey at caesarstone.com.au

Innovative Superior Designs.

Caesarstone® leads the way with the latest on-trend designs. Whether it's a timeless classic or a breath-taking new design, Caesarstone® lives at the heart of your dream home.

Proven Durability.

Caesarstone® produce the highest quality surfaces that are durable & easy to maintain with our range of cleaning products. We support you with a 10 year limited warranty and impeccable customer service support.

We conform to all the relevant International Standards.



Caesarstone® Showrooms

Caesarstone® Australia Head Office, Showroom & Warehouse

Warehouse 3a East
Moorebank Logistics Park
400 Moorebank Ave
Moorebank NSW 2170

Caesarstone® NSW Alexandria Showroom

84 O'Riordan St,
Alexandria NSW 2015

Caesarstone® VIC & TAS Heatherton Showroom & Warehouse

57 Corporate Drive,
Heatherton VIC 3202

Caesarstone® SA Hindmarsh Showroom & Warehouse

5 Hindmarsh Place,
Hindmarsh SA 5007

Caesarstone® QLD Yatala Showroom & Warehouse

86 - 90 Union Circuit,
Yatala QLD 4207

Caesarstone® QLD South Brisbane Showroom - The Build & Design Centre

66 Merivale St,
South Brisbane QLD 4101

Caesarstone® WA Wangara Showroom & Warehouse

14-18 Quantum Link,
Wangara WA 6065

Caesarstone® WA Subiaco Showroom - Home Base

55 Salvado Road,
Subiaco WA 6008

New Quartz Colours 2021

Caesarstone's latest designs connect the home from the inside with the earthy warmth of the world outside.

These three new designs form part of our Whitelight Collection. Created with true craftsmanship by our international design team, these modern surfaces signal a new reality for kitchen, bathroom and laundry design.

Go to caesarstone.com.au/whitelight-collection to find out more.



5112 Aterra Blanca™

Inspired by natural marble, a misty white base unravels with the softest strokes of earthy veining, swirling slowly into the stone that radiates a translucent glow, with warm, milky movements.

Finish: Polished
Category: Supernatural
Slab size: Standard



5171 Arabetto™

A modern and timeless evolution of the classic arabescatto marble look. Dynamic grey veins interlacing with jade and copper span across a crisp, white surface. This is the marble look of tomorrow.

Finish: Polished
Category: Supernatural
Slab size: Standard




5222 Adamina™


Adamina recreates the tender touches of a golden dune or serene dessert. This sandstone and travertine inspired design will calmly settle into the modern Australian kitchen looking to capture the essence of nature.

Finish: Natural
Category: Supernatural
Slab size: Grande

Caesarstone Collection



1111 Vivid White™



1141 Pure White™



6011 Intense White™



2141 Snow™



9141 Ice Snow™



6600 Nougat™



6131 Bianco Drift™



6041 Nordic Loft™




3141 Osprey™



5143 White Attica™



4001 Fresh Concrete™



4011 Cloudburst Concrete™



4601 Frozen Terra™




5151 Empira White™



5114 Calacatta Maximus™



5112 Aterra Blanca™



5141 Frosty Carrina™



5131 Calacatta Nuvo™



4600 Organic White™



3142 White Shimmer™




6141 Ocean Foam™



4130 Clamshell™



5222 Adamina™



6270 Atlantic Salt™



5130 Cosmopolitan White™



4030 Oyster™



5133 Symphony Grey™



4046 Excava™



5110 Alpine Mist™



6134 Georgian Bluffs™



4044 Airy Concrete™



4004 Raw Concrete™



4003 Sleek Concrete™




5031 Statuario Maximus™



5171 Arabetto™



5000 London Grey™



5211 Noble Grey™



4120 Raven™



2230 Linen™



4023 Topus Concrete™



4230 Shitake™



2040 Urban™



5003 Piatra Grey™



4043 Primordia™




6313 Turbine Grey™



5101 Empira Black™



5100 Vanilla Noir™



3100 Jet Black™



4033 Rugged Concrete™



5810 Black Tempal™

Outdoor Collection

(UV Resistant Range)



405 Midday



406 Clearskies



515 Palm Shade

Colour Categories

| Standard | | | Deluxe | | | Supernatural | | | Supernatural Ultra | | |
|---------------------------|---|----|--------------------------|---|----|--------------------------------|---|----|-------------------------|---|----|
| Urban™ 2040 | P | S | Pure White™ 1141 | P | S | Vivid White™ 1111 | P | S | Statuario Maximus™ 5031 | P | SG |
| Snow™ 2141 | P | SG | Fresh Concrete™ 4001 | C | SG | Cloudburst Concrete™ 4011 | R | G | Empira Black™ 5101 | P | S |
| Linen™ 2230 | P | S | Sleek Concrete™ 4003 | C | S | Topus Concrete™ 4023 | R | G | Calacatta Nuvo™ 5131 | P | SG |
| Jet Black™ 3100 | P | S | Raw Concrete™ 4004 | C | SG | Rugged Concrete™ 4033 | R | G | Empira White™ 5151 | P | G |
| Osprey™ 3141 | P | SG | Clamshell™ 4130 | P | S | Primordia™ 4043 | R | G | Calacatta Maximus™ 5114 | N | S |
| White Shimmer™ 3142 | P | S | Shitake™ 4230 | P | S | Airy Concrete™ 4044 | R | G | | | |
| Oyster™ 4030 | P | S | Organic White™ 4600 | P | SG | Excava™ 4046 | R | G | | | |
| Raven™ 4120 | P | S | Frozen Terra™ 4601 | C | S | Vanilla Noir™ 5100 | P | S | | | |
| Intense White™ 6011 | P | SG | London Grey™ 5000 | P | S | Aterra Blanca™ 5112 NEW | P | S | | | |
| Nordic Loft™ 6041 | P | S | Piatra Grey™ 5003 | P | S | Frosty Carrina™ 5141 | P | SG | | | |
| Ocean Foam™ 6141 | P | S | Alpine Mist™ 5110 | P | S | White Attica™ 5143 | P | S | | | |
| Atlantic Salt™ 6270 | P | S | Cosmopolitan White™ 5130 | P | S | Arabetto™ 5171 NEW | P | S | | | |
| Nougat™ 6600 | P | S | Symphony Grey™ 5133 | P | S | Noble Grey™ 5211 | P | S | | | |
| Ice Snow™ 9141 | P | SG | Georgian Bluffs™ 6134 | P | S | Adamina™ 5222 NEW | N | G | | | |
| | | | | | | Black Tempal™ 5810 | N | G | | | |
| | | | | | | Bianco Drift™ 6131 | P | S | | | |
| | | | | | | Turbine Grey™ 6313 | P | S | | | |
| | | | | | | | | | | | |
| Outdoor Collection | | | | | | | | | | | |
| | | | | | | Midday 405 | C | S | | | |
| | | | | | | Clearskies 406 | C | S | | | |
| | | | | | | Palm Shade 515 | C | S | | | |

| | |
|---|-----------------|
| P | Polished |
| C | Concrete Finish |
| N | Natural Finish |
| R | Rough Finish |

S Standard size
G Grande Size
SG Available in Standard and Grande sizes



Slab Sizes

| | m² | Dimension (Nominal) | Weight | Weight/m² |
|---------------|---------|---|--------------|------------|
| 20mm Standard | 4.4 sqm | 3,050mm x 1,440mm (± 10mm length; ± 5mm width) | 198 - 206 kg | 45 - 47 kg |
| 20mm Grande | 5.3 sqm | 3,200mm x 1,640mm (± 10mm) | 236 - 247 kg | 45 - 47 kg |

Colour Selection

Caesarstone® is made from natural quartz and therefore some variation in colour and aggregate may occur.

The colours in this brochure are to the highest standards in printing, however, should only be used as an indication of actual product design. We always recommend making a final colour selection by viewing displays of larger panels in your nearest Caesarstone® showroom or kitchen retail showroom to appreciate the movement of the design over a large surface.

Care & Maintenance

Everyday Cleaning

Caesarstone® surfaces require very little maintenance to keep them looking like new. For everyday, routine cleaning of Caesarstone® we recommend wiping the surface with warm soapy water (a mild detergent) and a clean damp cloth, or use our convenient Caesarstone® Spray Cleaner. Do not use the cloth you use to wash the dishes, as it may transfer oils and other contaminants to the Caesarstone® surface.

As Caesarstone® is virtually non-porous, it will never require polishing or sealing. Never attempt to polish the surface and avoid prolonged rubbing in one spot when cleaning.

Caesarstone® Cleaning Products

Caesarstone® has developed a range of specially formulated cleaning products designed to keep your quartz surfaces looking their best. Caesarstone® Cream Cleanser and Spray Cleaner are available to purchase through our online store.

Food Preparation

We always recommend cutting on an appropriate cutting board and never directly on the Caesarstone® surface to avoid blunting kitchen knives or damaging the surface of your benchtop.



Cleaning Reference Guide

| Substance | Caesarstone® Cream Cleanser | Methylated Spirits | Caesarstone® Spray Cleanser |
|--------------------------|-----------------------------|--------------------|-----------------------------|
| Red Wine | ✓ | | ✓ |
| Beetroot | ✓ | | ✓ |
| Coffee / Tea | ✓ | | ✓ |
| Cordial | ✓ | | ✓ |
| Spices | ✓ | | |
| Food Oils | | | ✓ |
| Glue / Silicone / Paint | | ✓ | |
| Tougher, Stubborn Stains | ✓ | | |



To remove adhered materials like food, gum and nail polish, first scrape away the excess with a sharp blade. If there are any grey metal marks on the surface, use a small amount of Caesarstone® Cream Cleanser on the light blue sponge side of a 3M™ Scotch-Brite™ Non-Scratch Foam Scrub, gently rub over the mark and thoroughly rinse with warm water to remove it. Household bleach can generally be used as an effective cleaner to remove stubborn marks, but care should be taken as some products are considerably stronger than others.

For more stubborn stains, apply 2 drops of household bleach (eg White King Liquid Gel Bleach) directly onto the Scotch-Brite foam scrubber and apply as per the directions in our video. Household bleach can generally be used as an effective cleaner to remove stubborn marks, but care should be taken as some products are considerably stronger than others. You can also view our FAQ's online or contact us on 1300 119 119 for further advice.

Tough? Yes. Indestructible? No.

As with any surface, Caesarstone® can be permanently damaged by exposure to strong chemicals and solvents that undermine its physical properties. Do not use products that contain trichlorethane or methylene chloride, such as paint removers or stripper. Avoid all contact with highly aggressive cleaning agents like oven cleaners that have high alkaline/pH levels. Should the surface be accidentally exposed to any of these damaging products, rinse immediately with water to neutralize the effect.

Heat Resistance

Caesarstone® is heat resistant, however like all stone materials; Caesarstone® can be damaged by sudden and rapid surface temperature changes. A good rule of thumb is that if your hand cannot tolerate the level of heat of an item to be placed on the surface for more than a few seconds, then the heat source is too high. We always recommend placing hot pots, hot oven trays, frypans, and electrical cooking appliances onto a wooden chopping board or cork mat.

Watch cleaning video

Watch video and visit our cleaning & care page.

